

Amphenol®



Amphe-BTS

Amphenol Industrial Operations introduces a new power connector family, the Amphe-BTS. This innovative connector series is designed for the next generation of base stations.

Amphe-BTS is a circular connector based on the MIL-C-26482 series 2 with clip retention contacts. Features brass shell construction for greater corrosion resistance, provides EMI shielding, is shock & vibration resistant, and uses screw termination contacts making it well suited for field installation.

We offer the Amphe-BTS in our standard 2-way 48V DC power configuration but also manufacture a 48V DC 2-way reverse gender and a 3-way 400VDC/250V AC connector. Standard current for the two pole version is 20A per contact while the three pole version supplies 10A per contact.

Contact Amphenol Industrial Operations for more product details.

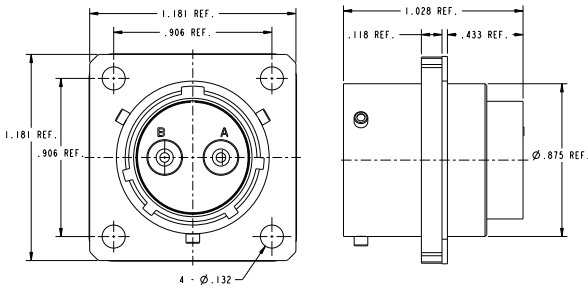
Features:

- UL / TUV certified
- Brass shell construction with tin/nickel plating
- Bayonet locking
- 20A per contact (two pole); 10A per contact (three pole)
- 360° EMI shielding
- Working temperature of -55°C to + 85°C
- IP67 rated
- Receptacle with crimp contacts
- Plug with screw termination contacts for field installation
- Cable sealing range is 7-18mm OD
- UL94-V0
- ISO 21207 Method B 5 cycles for corrosion test
- IEC61984 and IEC60950-22 or IEC61984 certified

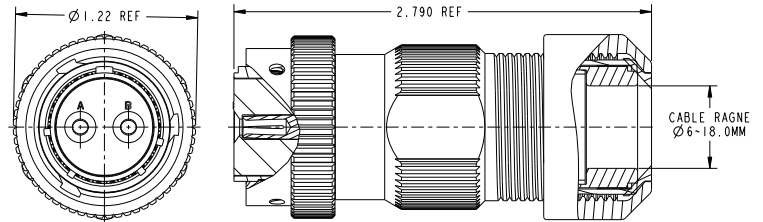
www.amphenol-industrial.com



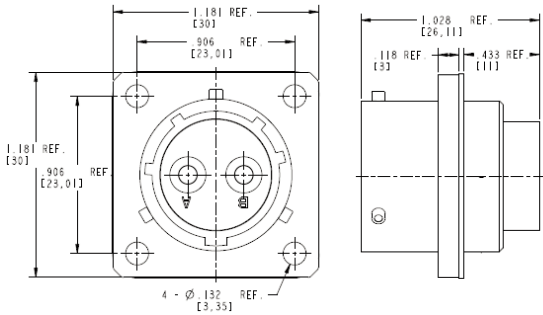
C10-694780-02P
 2 WAY 48 VDC MALE PANEL RECEPTACLE
 IEC61984 & IEC60950-22 Certified



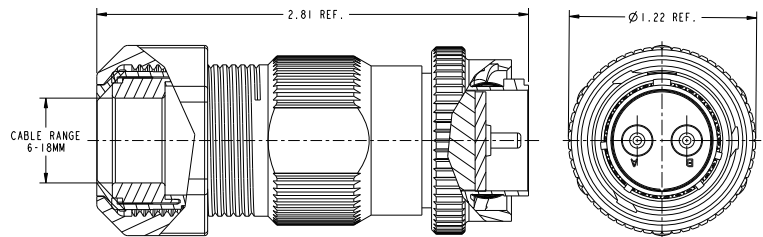
C10-694780-02S
 2 WAY 48 VDC FEMALE STRAIGHT PLUG
 IEC61984 & IEC60950-22 Certified



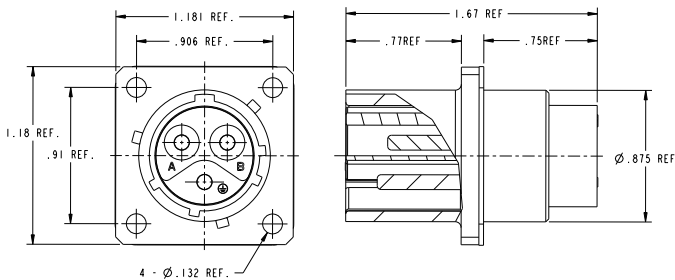
C10-694781-02S
 2 WAY 48 VDC FEMALE PANEL RECEPTACLE
 IEC61984 & IEC60950-22 Certified



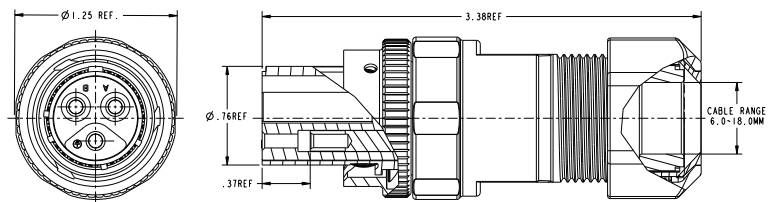
C10-694781-02P
 2 WAY 48 VDC MALE STRAIGHT PLUG
 IEC61984 & IEC60950-22 Certified



C10-694782-03P
 3 WAY 400VDC/250V AC MALE PANEL RECEPTACLE
 IEC61984 Certified



C10-694782-03S
 3 WAY 400VDC/250V AC STRAIGHT PLUG
 IEC61984 Certified



Notice: Specifications are subject to change without notice. Contact your nearest Amphenol Corporation Sales Office for the latest specifications. All statements, information and data given herein are believed to be accurate and reliable but are presented without guarantee, warranty, or responsibility of any kind, expressed or implied. Statements of suggestions concerning possible use of our products are made without representation or warranty that any such use is free of patent infringement and are not recommendations to infringe any patent. The user should assume that all safety measures are indicated or that other measures may not be required. Specifications are typical and may not apply to all connectors.

For further information on your individual application requirements, contact: Amphenol Corporation

North America:
 Amphenol Industrial Operations
 180 N. Freeport Drive, Plant 4
 Nogales, AZ 85621
 Tel: (520) 285-5130
 Fax: (520) 285-5134
 Email: rpedrazzini@amphenol-aio.com

Europe:
 Amphenol Industrial Operations Europe
 Via Barbaiana 5
 1-20020 Lainate (MI) Italy
 Tel: +39 02 93254.204
 Fax: +39 02 93254.444
 Email: info@amphenol-aio.com

Middle East:
 Amphenol Middle East Enterprises FZE
 Office C-37 PO Box 21107
 Ajman Free Zone, UAE
 Tel: +9716-7422494
 Fax: +9716-7422941
 Email: ameeffe@eim.ae

Asia:
 Amphenol Technology Shenzhen Ltd
 Block 5 Fuan 2nd Industrial Park
 Dayang Rd, Fuyong Baoan
 Baoan, Shenzhen, China 518103
 Tel: +86 755 2881 8389
 Fax: +86 755 2991 8310
 Email: enquiry@amphenol-aio.com